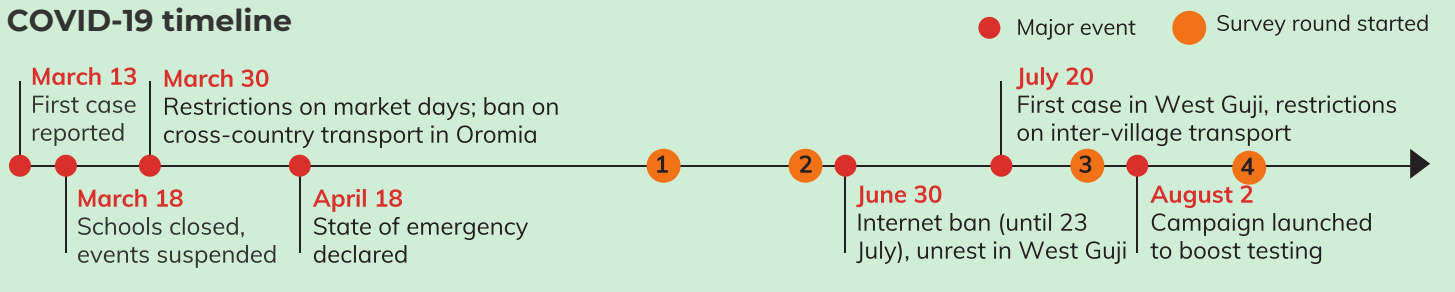




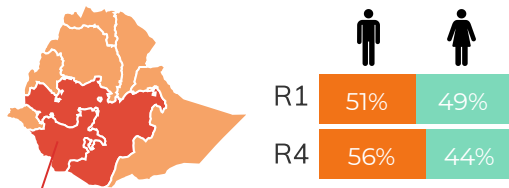
# COFFEE FARMERS AND COVID-19 IN ETHIOPIA

Survey rounds 1 - 4 | September 2020

## COVID-19 timeline



## Coffee farming households



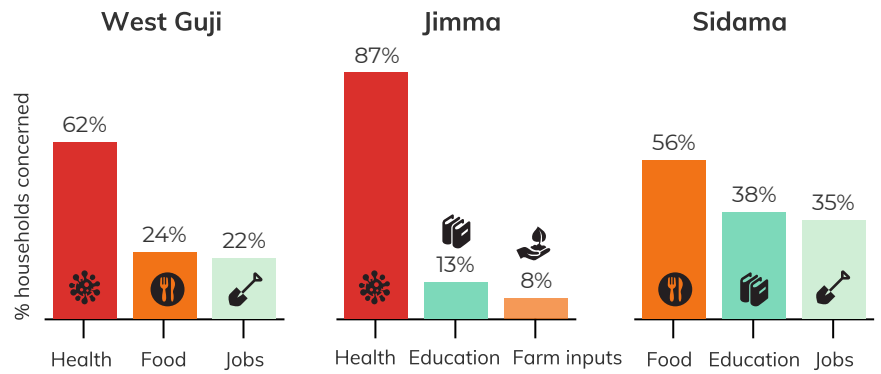
### Households surveyed in 3 regions:

Region	R1	R4
West Guji	255	306*
Jimma	112	139*
Sidama	346	284

\* top-up sample added in Round 4

## COVID-19 concerns

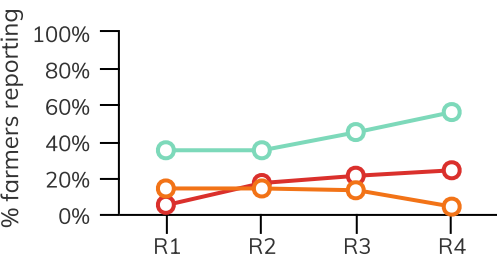
In round 4, health, food and education are the main concerns, but farmers' top three concerns vary depending on the region:



## How have coffee farming households been affected so far?


**53%** of households report concerns about food when asked directly (round 4)

Food-related concerns are increasing over time in Sidama and West Guji, and falling in Jimma, in the leadup to food harvest season



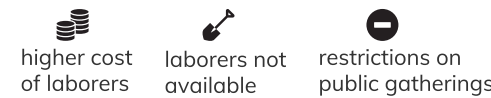
## Coffee harvesting calendar

Source: Baseline reports from respective regions



Weeding is the most common coffee farming activity reported in round 4

**1 in 5** farmers report difficulties weeding due to:

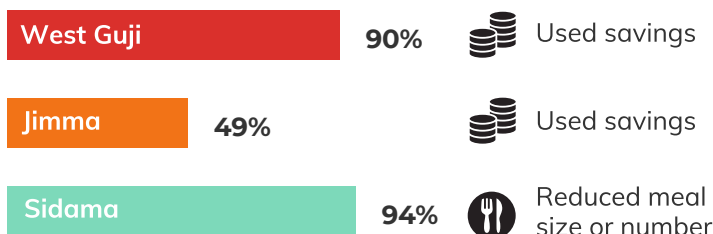


**53%** (Sidama) | **24%** (West Guji) | **0%** (Jimma)

of farmers report difficulty accessing coffee farms, mostly due to higher transport costs caused by COVID-19 restrictions

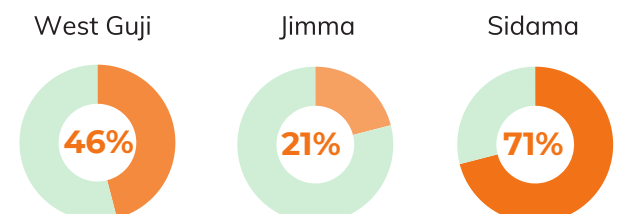
## How do households cope?

Share of households that report using at least one coping strategy (round 4):



More farmers in Sidama feel financially worse off than they were one year ago compared to farmers in West Guji and Jimma, likely an ongoing result of the low coffee harvest in Sidama last year

% of farmers who believe they are worse off financially than they were one year ago (round 4):



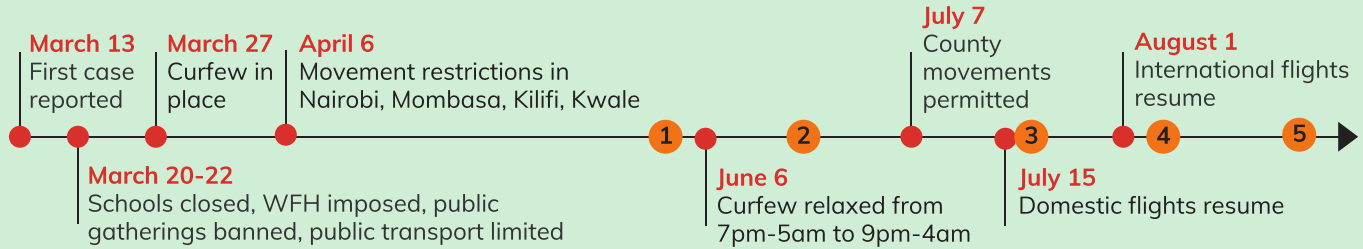


# COFFEE FARMERS AND COVID-19 IN KENYA

Survey rounds 1 - 5 | September 2020

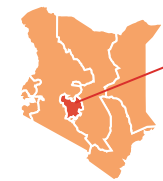
## COVID-19 timeline

● Major event ● Survey round started



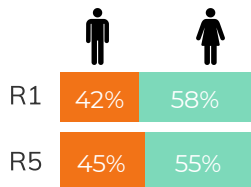
## Coffee farming households

## COVID-19 concerns

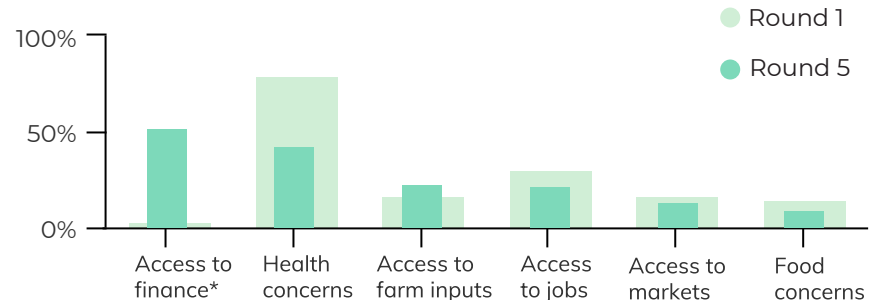


**R1: 452**  
**R5: 382**  
households surveyed

The gender balance of respondents is consistent



Concerns about health are reducing over time, while lack of finances has become farmers' top concern:



\* This question was introduced in Round 2. Figure shows R2 (3%) vs R5 (54%)

## How have coffee farming households been affected since June?



Fewer farmers report earning no income in the past 7 days

Round 1: 32% ↓ Round 5: 26%



More farmers report challenges selling crops in the past 7 days

Round 1: 41% ↑ Round 5: 60%



Fewer farmers report going to bed hungry, aligning with expected food shortages

Round 1: 7% ↓ Round 5: 1%

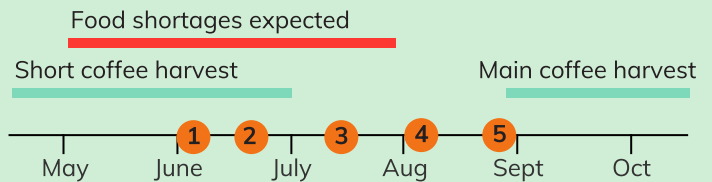


Fewer farmers report income loss from the coffee sector

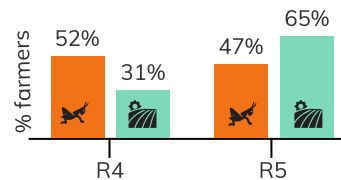
Round 2: 15% ↓ Round 5: 6%

## Coffee harvesting calendar

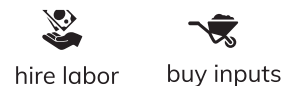
Source: 2018 Nespresso baseline report



The most common coffee farming practice shifted from **pest/disease management** in R4 to **harvesting** in R5:



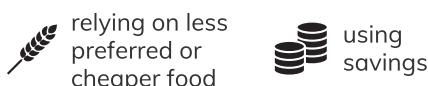
**59%** of farmers carrying out **pest/disease management** in R5 report difficulties doing so, mostly relating to lack of finances to:




## How are households coping?

**80%**

of households report using **coping strategies** to cover basic needs in round 5 - 8% fewer than in round 1. The top two strategies have remained stable over time:

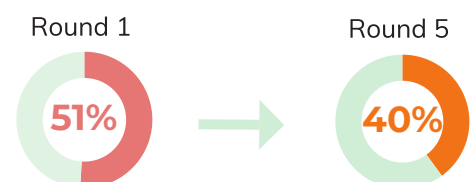


Access to **emergency finance** is increasing, but a gender gap remains



Farmer **pessimism** about future financial wellbeing is **reducing over time**

% of farmers who believe they will be **worse off financially** in one year than they are now:





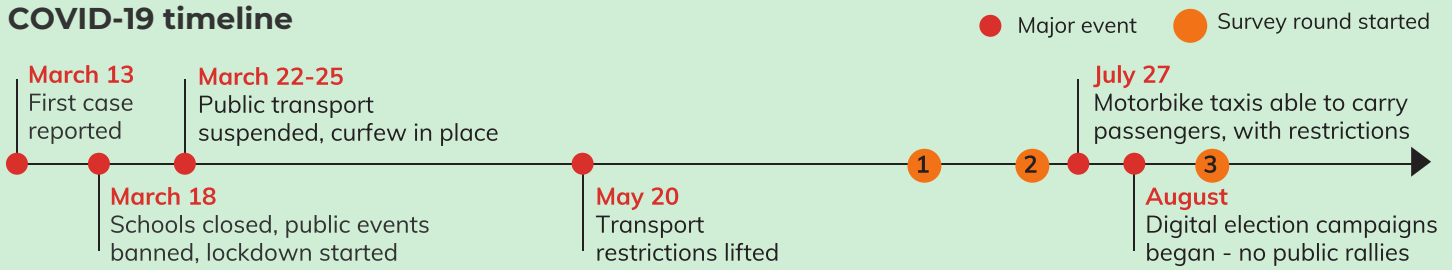
# COFFEE FARMERS AND COVID-19 IN UGANDA

Survey rounds 1 - 3 | August 2020



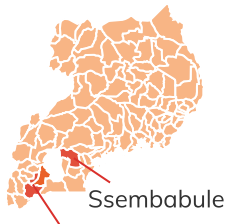
laterite TechnoServe  
DATA | RESEARCH | ADVISORY Business Solutions to Poverty

## COVID-19 timeline



## Coffee farming households

### Survey regions:

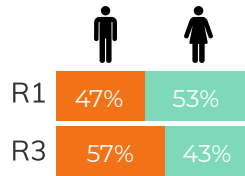


South West\*

\*Mbarara, Ntungamo and Sheema districts

Total households surveyed:

**R1 - 554**  
**R3 - 511**

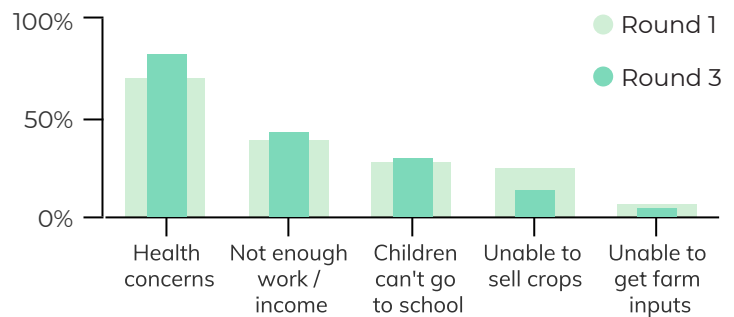


Household size is stabilizing



## COVID-19 concerns

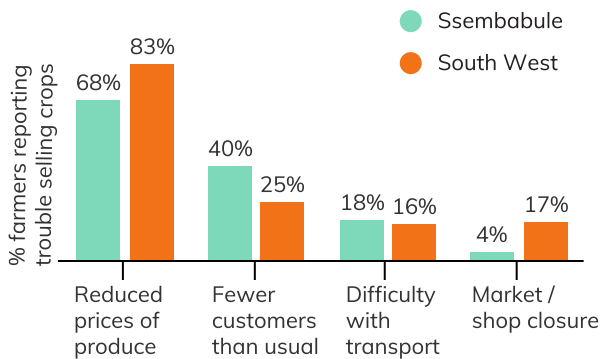
Farmers' top COVID-19 concerns remain consistent over time:



## How have coffee farming households been affected so far?

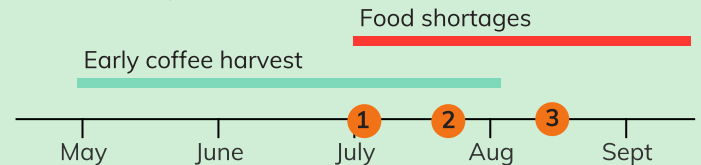
**35%**

of households report challenges selling crops in the last 7 days (round 3). Reasons for this differ by region:



## Coffee harvesting calendar

Source: JDE baseline report



Fewer farmers report lost income from coffee farming, coinciding with the end of harvest

R1 **61%** ↓ R3 **26%**

**31%** of farmers report applying fertilizer in round 3, of which **1 in 3** report difficulties doing so due to:

- Lack of finance to buy fertilizer
- increased transport costs
- increased price of fertilizer

## How are households coping?

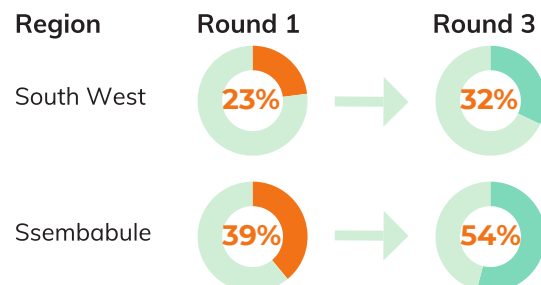
**8 in 10**

households report using at least one coping strategy to cover basic needs (round 3). The top two strategies are:

- using savings
- relying on less preferred or cheaper food

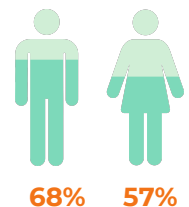
Farmers' **optimism** about the future is rising

% of farmers who believe they will be **better off financially** in one year than they are now:



**60%**

of farmers report they could raise **emergency finance** in the next month if needed - though a gender difference persists



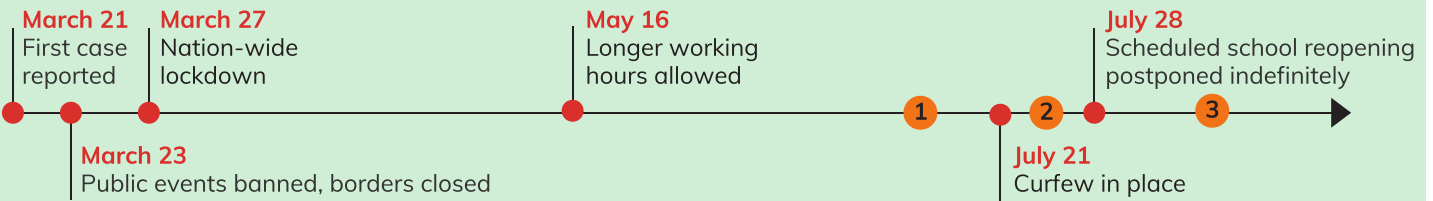
could raise emergency finance (R3)



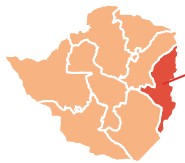
# COFFEE FARMERS AND COVID-19 IN ZIMBABWE

Survey round 1 - 3 | July - August 2020

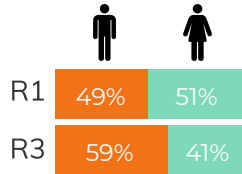
## COVID-19 timeline



## Coffee farming households



**R1: 189**  
**R2: 239\***  
**R3: 211**  
households surveyed

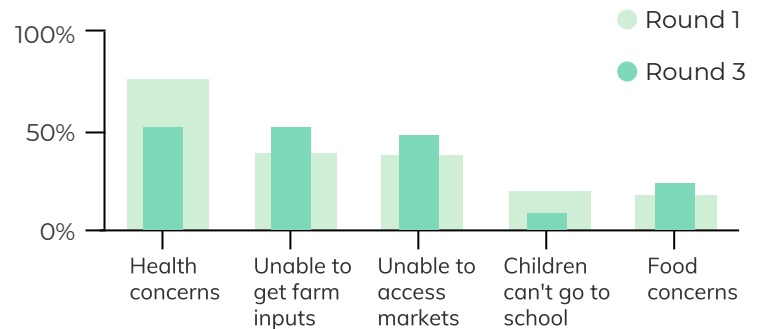


**71%** of households have children who were attending school prior to school closures

\* top-up sample of 50 households added in R2

## COVID-19 concerns

Health concerns are decreasing over time, while concerns about access to farm inputs, markets and food are rising




## How have coffee farming households been affected so far?

From July to August, coffee farmers in the study regions are harvesting, weeding, and applying mulch to their farms.



More farmers report they generated no income in the last 7 days



More farmers report challenges selling crops in the last 7 days. Top reasons:



- 1 reduced demand
- 2 transport issues
- 3 market closures



Fewer households report having access to emergency finance



**63%** of farmers report difficulty accessing coffee farm inputs such as manure/compost, tools and machinery in the last 7 days - up from 43% in round 1

**1 in 2**

farmers report harvesting coffee at this time of year (round 3). Of these, 39% report difficulties harvesting due to COVID-19 measures. Top difficulties were:



lack of finances to hire labor



increasing cost of laborers



difficulties visiting coffee farms due to restrictions on movement

## How are households coping?

**70%**

of households report using coping strategies to cover basic needs. The top strategies are food-related:



relying on less preferred or cheaper food



reducing the size or number of meals



borrowing food or cash

## Uncertainty about future financial wellbeing is growing

% of farmers who are **unsure** of their financial wellbeing in a year's time:

